

Rain Garden Basics

Rain gardens are low-lying areas landscaped with native wetland and prairie wildflowers and grasses. The gardens with their colorful blooms attract birds, butterflies and beneficial insects. They also play an important role in preserving the ecology of natural water systems.

During a rainstorm, pollutants such as gasoline, fertilizer, and yard waste can run off saturated lawns, roofs and streets into storm sewers, rivers and lakes. Low-maintenance rain gardens soak up excess storm water and break down harmful chemicals and materials in water runoff.

Building a Rain Garden

- Find a low or wet spot in your yard that has sandy soil. A location near the street is optimal. Make sure it's at least 15 feet from any home foundation.
- Dig a shallow depression, two to six inches deep. Slope the sides of the depression from the edge to the deepest point.
- Dig a shallow trench from your downspout or sump pump outlet to the depression.
- Fill your garden with native plants that tolerate drought and occasional drenching. Plants should be about 18 inches apart.
- Water your garden every couple days for the first two weeks until the plants are well established. No additional watering is needed. Weed occasionally — three times a year is a good rule of thumb.



Ordering Information

Name

Address

City

State

Zip Code

Phone



Sunrise Native Plants provides landscapers and gardeners with grasses and flowering plants native to Central Minnesota.

For more information about rain gardens or native plants call Tom Dickhudt, (651) 257-4414, or Len Nachman, (612) 670-3785.

Rain Gardens

Landscaping for
Beauty and
Ecology



Sunrise Native Plants

P = Prairie
S = Savanna





F = Forest
L = Lake Edge

PT = Peatland
M = Marsh

FS/PS = Full sun to part shade
FPS = Full to part sun

Rain Garden Plants

Quantity

Common Name	Scientific Name	Blooms	Height	Region	Light Level		6" pots/\$6.00	3" pots/\$3.00
Canada Anemone	<i>Anemone canadensis</i>	White–May to July	12-24"	P, S, F	FS/PS			
Canada Milk-vetch	<i>Astragalus canadensis</i>	White–June to Aug.	24-42"	P, L, F	FS/PS			
Turtlehead	<i>Chelone glabra</i>	White–July to Oct.	24-36"	L, PT	FS/PS			
Bottle Gentian	<i>Gentiana andrewsii</i>	Blue–Aug. to Oct.	18-30"	P, M, L	FPS			
Wild Geranium	<i>Geranium maculatum</i>	Pink–April to June	12-28"	F	FS/PS			
Autumn Sunflower	<i>Helenium autumnale</i>	Yellow–July to Oct.	30-48"	M, L	FS/PS			
Cardinal Flower	<i>Lobelia cardinalis</i>	Red–July to Oct.	36-48"	P, M, L	FS/PS			
Great Blue Lobelia	<i>Lobelia siphilitica L.</i>	Blue–July to Oct.	20-30"	M, P	FS/PS			
Mountain Mint	<i>Pycnanthemum virginianum</i>	White–July to Sept.	24-36"	P, M	FS/PS			
Culver's Root	<i>Veronicastrum virginianum</i>	White–June to Sept.	36-54"	P, S, F	FS/PS			
Golden Alexanders	<i>Zizia aurea</i>	Yellow–May to July	18-30"	P, S, F	FS/PS			
<p><i>Native plants are low-maintenance and hearty—perfect for Minnesota's unpredictable weather.</i></p>								